

MY CATARACT EXPERIENCES
BEFORE, DURING AND AFTER

MY CATARACT
EXPERIENCES

YVONNE FULLER

FOR ROBERT KEILAN MD
who has brought light
to us again!

With admiration
& thanks,
Yvonne Fuller

MY CATARACT EXPERIENCES
BEFORE, DURING AND AFTER
CATARACT SURGERY

16th January and 6th March
2006

YVONNE FULLER

FOR ROBERT KELLAN MD
Who has brought light
to us again!

With admiration
& thanks
Yvonne Fuller.

Seeing multiple images



One gable

Reid
Reid

Reid - one name

How things looked
with Cataracts ①

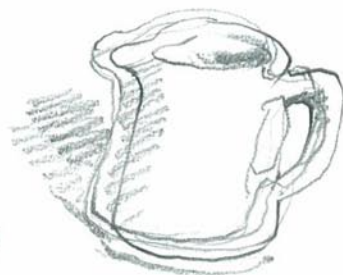


one paint
brush



one light

one jug



How things looked with Cataracts (2)



one pair of glasses



one signature

Tel: 01252 28812211
Tel: 01252 2819221

One telephone number



One chimney



one hand



CATARACT OPERATION



The measuring machine eyepiece for selecting the correct lenses



The operation begins. Lying flat your face is covered except for the chosen eye.



A very bright light is shone into the eye. The centre is bright blue edged with white and surrounded by pinkish yellow cloud

Cataract
going



The cataract is gently
removed until everything
becomes fuzzy

Cataract
gone



The new lens is
implanted and
everything is bright



Trails of light as the
eye is sealed with
the new lens in place

There may be some
after-effects =



After-effect which lasted
about 2 days :
Crimson stain in centre
of vision - green when
eye is closed



BEFORE CATARACT
OPERATION

Everything looked
dull, yellowish
and fuzzy with
multiple images -
(three or four white sails)



AFTER CATARACT
OPERATION AND WITH
TETRAFLUX LENSES
IMPLANTED

All is bright, clear
and clean looking -

I first painted these impressions before and immediately after surgery. My surgeon found them very interesting, as none of his previous patients had done anything of this kind. Thought you, too, would find them of interest and have repainted them for you in this little book.

Yf. 8.3.2006